

Handout Task 4: Asking for and Negotiating the Price of Items at the Marketplace

PART 1 (Student A).

INDIVIDUAL PLANNING

Your task is threefold. First, you will ask your partner for the price of the following items. In order to do this, you need to plan what you are going to say. Your teacher will give you four minutes to plan ahead. In the space above each picture below, write out your full question asking for the price of them item, with the name of each item. For example: *¿Cuánto cuestan los plátanos?*

1.	1.	1.	1.
			
2. El precio:	2. El precio:	2. El precio:	2. El precio:

1.	1.	1.	1.
			
2. El precio:	2. El precio:	2. El precio:	2. El precio:

WORK IN PARTNERS

Second: Now use your prep work above to ask your partner for the price of each item. Based on what they tell you, write the price down in the space *below* each image.

Third: You want to buy all of the items above, but you only have 20 pesos. Now try to negotiate one of the items. Which item will it be? Can you get everything that you want? In the space below, write which item you tried to negotiate. How did you ask? What did your partner say?

3.







Handout Task 4: Asking for and Negotiating the Price of Items at the Marketplace



PART 1 (STUDENT B).

Your partner is going to ask you the price for some of the items below. Your task is threefold.

INDIVIDUAL PLANNING

First, you need to plan ahead and write out the names of the items as well as spell out the price total (next to the number). Your teacher will give you four minutes to plan ahead. In the space below, write the Spanish name for each item, as well as the spelled-out price (for example: La pulsera, 4 pesos = "cuatro pesos"). You can use your notes and e-dictionary if you need to.

<u>Item</u>	<u>Item Name in Spanish</u>	<u>Written out Price</u>
		4 pesos = cuatro pesos
		10 pesos =
		2 pesos =
		2 pesos =
		1.5 pesos =
		2 pesos =

		3 pesos =
		6 pesos =

WORK IN PARTNERS

Second: Now your partner will ask you for the price of each item. Tell them what the price is, so that they can write it down on their handout. Do not show your partner your own handout.

Third: Your partner is going to try to barter with you and buy everything. (They only have 20 pesos!). Which item will you let them have at a lower price? Work together and decide on which item you negotiate. When you're done, write down the result in the box below. Was your partner able to buy everything they wanted?

3.

Handout Task 4: Asking for and Negotiating the Price of Items at the Marketplace

PART 2 (Student B).

INDIVIDUAL PLANNING

SWITCH! Now you and your partner are going to repeat this task, but switching roles. Your task is threefold. First, you will ask your partner for the price of the following items. In order to do this, you need to plan what you are going to say. Your teacher will give you four minutes to plan ahead. In the space above each picture below, write out your full question asking for the price of them item, with the name of each item. For example: *¿Cuánto cuesta el pollo?*

1.	1.	1.	1.
			
2. El precio:	2. El precio:	2. El precio:	2. El precio:

1.	1.	1.	1.
			
2. El precio:	2. El precio:	2. El precio:	2. El precio:

WORK IN PARTNERS

Second: Now use your prep work above to ask your partner for the price of each item. Based on what they tell you, write the price down in the space *below* each image.

Third: You want to buy all of the items above, but you only have 20 pesos. Now try to negotiate one of the items. Which item will it be? Can you get everything that you want? In the space below, write which item you tried to negotiate. How did you ask? What did your partner say?

3.



Handout Task 4: Asking for and Negotiating the Price of Items at the Marketplace.


PART 2 (STUDENT A).

SWITCH! You and your partner are going to now repeat this task, but switching roles. Your partner is going to ask you the price for some of the items below. Your task is threefold.

INDIVIDUAL PLANNING

First, you need to plan ahead and write out the names of the items as well as spell out the price total (next to the number). Your teacher will give you four minutes to plan ahead. In the space below, write the Spanish name for each item, as well as the spelled-out price (for example: Las medias, 4 pesos = "cuatro pesos"). You can use your notes and e-dictionary if you need to.

<u>Item</u>	<u>Item Name in Spanish</u>	<u>Written out Price</u>
		4 pesos = cuatro pesos
		10 pesos =
		2 pesos =
		2 pesos =
		1.5 pesos =
		2 pesos =
		3 pesos =

		6 pesos =
---	--	-----------

WORK IN PARTNERS

Second: Now your partner will ask you for the price of each item. Tell them what the price is, so that they can write it down on their handout. Do not show your partner your own handout.

Third: Your partner is going to try to barter with you and buy everything. (They only have 20 pesos!). Which item will you let them have at a lower price? Work together and decide on which item you negotiate. When you're done, write down the result in the box below. Was your partner able to buy everything they wanted?

3.